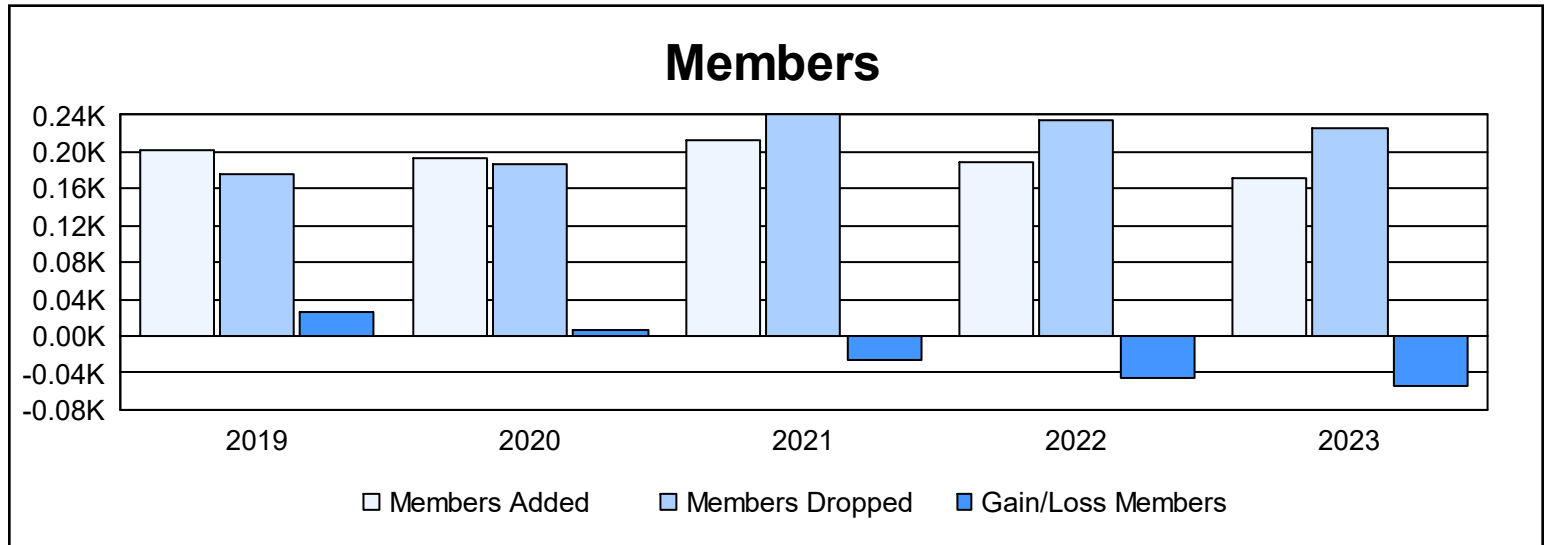
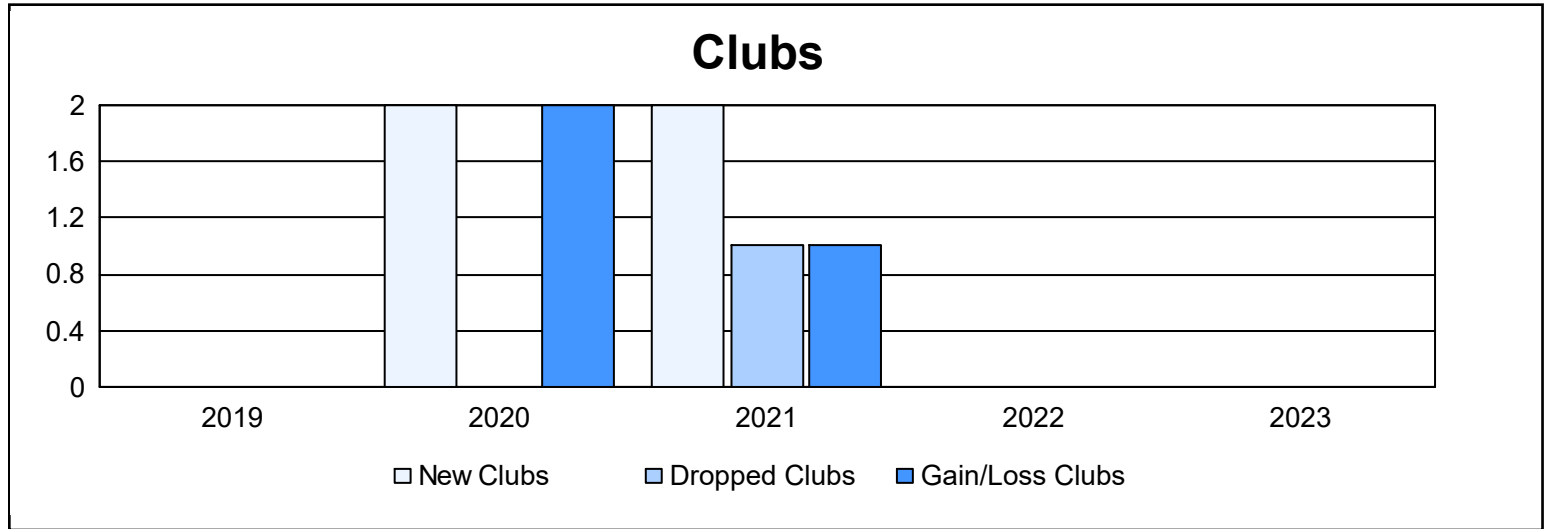
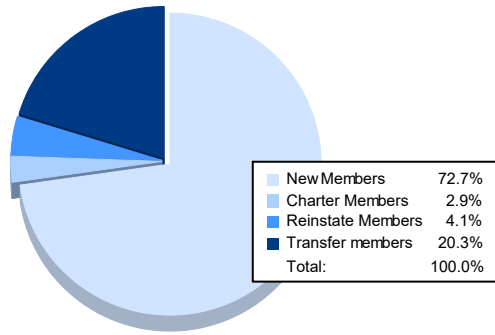


| Year | New Clubs | Dropped Clubs | Gain/ Loss Clubs | New Members | Charter Members | Reinstate Members | Transfer Members | Total Member Added | Total Members Dropped | Gain/ Loss Members |
|----------------|-----------|---------------|------------------|-------------|-----------------|-------------------|------------------|--------------------|-----------------------|--------------------|
| 2018-2019 | 0 | 0 | 0 | 173 | 2 | 9 | 18 | 202 | 176 | 26 |
| 2019-2020 | 2 | 0 | 2 | 123 | 57 | 5 | 8 | 193 | 187 | 6 |
| 2020-2021 | 2 | 1 | 1 | 125 | 66 | 2 | 20 | 213 | 240 | -27 |
| 2021-2022 | 0 | 0 | 0 | 156 | 7 | 9 | 17 | 189 | 235 | -46 |
| 2022-2023 | 0 | 0 | 0 | 125 | 5 | 7 | 35 | 172 | 226 | -54 |
| Average | 1 | 0 | 1 | 140 | 27 | 6 | 20 | 194 | 213 | -19 |



Membership Composition June 2023 Cumulative



Gender Composition June 2023 Cumulative

